

August 26, 2025

Investor Presentation

Semiconductor, IT Hardware & Communication
Technology Conference
Jefferies



SUSS at a glance



- Hidden champion headquartered in Germany with 75 years track record of innovation and growth
- Key technology provider for semiconductor frontend and advanced backend industry, benefiting from structural growth drivers such as Artificial Intelligence
- Global customer base with largest share of business in Asia
- Strategic partner for global semiconductor IDMs and foundries
- Innovator with relevant network to research institutes and universities


SUSS is part of our digital life!

Milestones in our company's history



1949

Company founded as Karl Süß KG in Munich



1990

Volume production of wafer bonder starts




2000

Coating systems added through acquisition of Fairchild Technologies



2010

Second German site established after acquisition of Hamatech APE




2020

Inkjet printing added to coating expertise through acquisition of PIXDRO



2024

Relaunch of the brand as SUSS



1963

World's first mask aligner SUSS MJB3 developed




1999

Initial Public Offering at the Frankfurt Stock Exchange completed



2001

Company renamed to SUSS MicroTec



2012

Laser processing technology taken over from newly acquired Tamarack Scientific



2020

Asian production site opened in Hsinchu/Taiwan

■ Company Milestones ■ Technology Milestones

Management Board of SUSS MicroTec SE



CFO
Dr. Cornelia Ballwiesser

- Finance & Controlling
- Legal & Compliance
- Risk Management
- Investor Relations
- IT
- ESG



CEO
Burkhardt Frick


- Sales and Service
- Strategy
- HR
- Internal Audit
- Business Units:
Advanced Backend Solutions,
Photomask Solutions



COO
Dr. Thomas Rohe

- R&D
- Purchasing
- Production
- Logistics
- Quality Management
- Product Center
- Facility Management

We are fully committed to driving the next chapter of innovation and growth in frontend (Moore's Law) and backend (More than Moore)




Frontend Innovation

Striving for the next technology node

Heterogeneous integration creates new multi-chip modules

Backend Innovation



Our two segments, mainly serving the semiconductor industry



Frontend

Segments Photomask Solutions



Products

Photomask Equipment



MaskTrack X

Advanced Backend

Advanced Backend Solutions



Imaging

Mask Aligner
MA200/300



UV Projection
Scanner
DSC300



Coating



ACS300

Bonding

XBC300



XB8



Focus on high-volume manufacturing markets while semi-automated tools will be phased-out during next years in Advanced Backend Solutions business unit




Bonding Systems

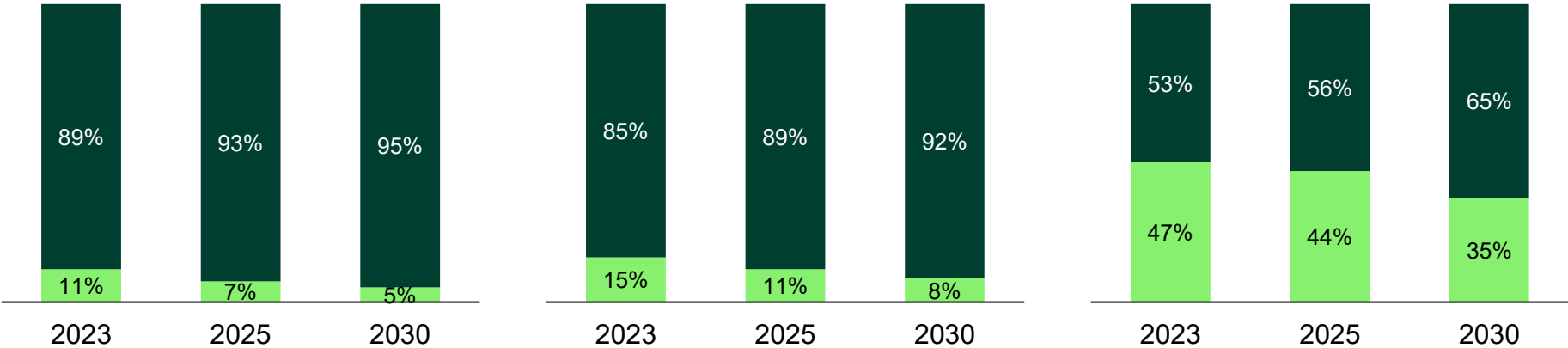
Coating Systems

Imaging Systems

Number of products












Revenue split by product



■ Semi-automated ■ Automated

Full range of bonding solutions by SUSS



| Temporary Bonding | Permanent Bonding | Hybrid Bonding | |
|---|---|--|--|
| <p>Temporary Bonding XBS300</p>  | <p>Bonding (200 mm) XBS200</p>  | <p>W2W (up to 200 mm) XBS200</p>  | <p>W2W (up to 300 mm) XBS300 W2W</p>  |
| <p>De-bonding/Cleaning XBC300 Gen2</p>  | | <p>D2W & W2W XBC300 Gen2 D2W/W2W</p>  | <p>D2W XBC300 Gen2 D2W</p>  |
| <p>Mech. De-bonding (semi-auto) DB12T</p>  | <p>High-force Bonding (semi- auto) SB8 Gen2/XB8</p>  | | |

SUSS hybrid bonding solutions – understanding customer’s needs



Wafer-to-wafer HB XBS300 W2W

Product launched: 10/2022
Target customers: HVM



Die-to-wafer/wafer-to-wafer HB XBC300 Gen2 D2W/W2W

Product launched: 05/2024
Target customers: Research institutes, R&D teams of HVM



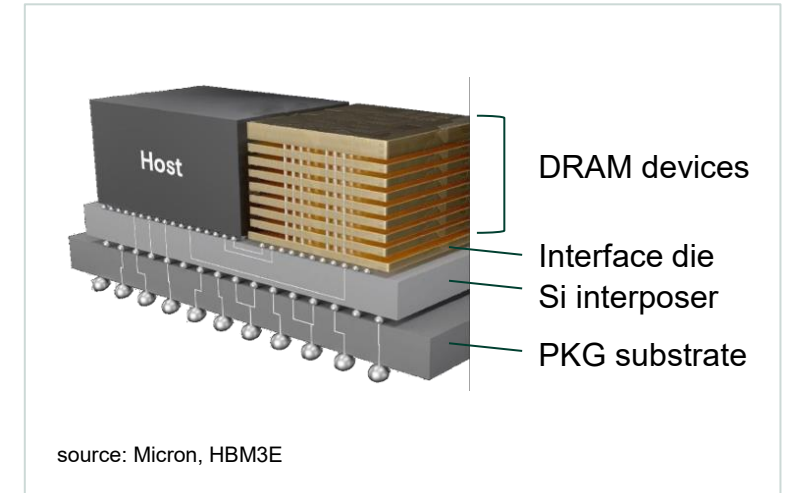
Die-to-wafer HB XBC300 Gen2 D2W

Product launched: 5/2025
Target customers: HVM

We optimize our product solutions to serve our customer’s device and manufacturing needs.

HBM roadmap enables SUSS to grow in existing and new markets

| in € million | HBM3E | HBM4 | HBM4E | HBM5 |
|-------------------------------|-------|------|--------------|--------------|
| Expected SOP | 2024 | 2025 | 2026 or 2027 | 2027 or 2028 |
| # of DRAM layer acc. to JEDEC | 8/12 | 12 | 16 | 16/20 |
| Bonding type in DRAM stack | TCB | TCB | TCB or HB | HB |
| Thinning of DRAM devices | TBDB | TBDB | TBDB | TBDB |



Relevance for SUSS:

- 1**

TBDB remains a crucial process for thinning of DRAM devices used in HBM cube

↳ **Growth of existing SUSS TBDB business in line with general HBM market growth**
- 2**

Increase of layer number in HBM cube triggers more TBDB capacity for thinning of DRAM devices

↳ **Additional growth of SUSS TBDB business in line with higher layer in HBM cube**

- 3**

Hybrid bonding will gradually replace Thermal Compression bonding for stacking of DRAM devices

↳ **Expansion into this market offers new growth opportunities with SUSS HB solutions**

TCB: Thermal compression bonding, HB: hybrid bonding, TBDB: Temporary bonding & de-bonding

We have built up additional temporary bonding capacity in Taiwan

- We added 50+ people in Hsinchu in order to increase manufacturing capacity for temporary bonders
- First temporary bonder 'made in Taiwan' has been completed at the beginning of March 2024
- Full capacity available since Q3-2024
- Total manufacturing capacity for temporary bonding equipment (bonder, debonder and cleaner) in Sternenfels and Hsinchu allows us to generate yearly sales of ~ €150 million



New, larger production site in Zhubei (Taiwan) prepares us for further targeted growth



- 1
- 2
- 3

Signing

of long-term lease agreement for new production site in Zhubei took place in October 2024.



Handover

of the new building to SUSS took place in April 2025.

Production start

at the new site is expected in the second half of 2025. The new factory offers the potential to double production capacity under clean room conditions to ~6,300 m².



New production site in Zhubei, Taiwan, was officially handed over to us – we are now equipping it for our use.

Comparison of our production sites in Taiwan



Hsinchu

- In operation since: 2020
- One production site + eight sub locations
- Annual rental expenses: low to mid single-digit million-euro figure
- Annual production capacity: tools worth € 100 to 150 million

Zhubei

- Planned production start: H2 2025
- One big site to consolidate all existing sites and teams
- Annual rental expenses: low to mid single-digit million-euro figure
- Annual production capacity: potential for doubling with corresponding customer demand and depending on the product mix

SUSS reached new highs for sales and profitability in 2024

Financial Results

FY 2024

423.7

in € million

Order intake
FY 2024

+0.8% YoY

446.1

in € million

Sales
FY 2024

+46.6% YoY

40.0

in %

Gross profit margin
FY 2024

+5.9pp YoY

16.8

in %

EBIT margin
FY 2024

+7.7pp YoY

Strong growth and improved profitability made 2024 the most successful year in SUSS' history

| in € million | FY 2024 | FY 2023 | Change |
|--|---------|---------|----------|
| Order intake | 423.7 | 420.5 | + 0.8% |
| Order book as of December 31 | 428.4 | 452.5 | - 5.3% |
| Sales | 446.1 | 304.3 | + 46.6% |
| Gross profit | 178.3 | 103.9 | + 71.6% |
| Gross profit margin | 40.0% | 34.1% | + 5.9pp |
| EBIT | 75.1 | 27.8 | + 170.1% |
| EBIT margin | 16.8% | 9.1% | + 7.7pp |
| Earnings after taxes (continuing operations) | 52.1 | 17.3 | + 201.2% |
| Net profit ¹ | 110.3 | 4.7 | n/a |
| EPS basic (in €, continuing operations) | 2.72 | 0.91 | + 198.9% |
| EPS basic (in €) ¹ | 5.77 | 0.25 | n/a |
| Net cash | 122.9 | 32.8 | + 274.7% |
| Free cash flow (continuing operations) | 25.3 | 7.9 | + 220.3% |
| Free cash flow total ¹ | 96.1 | -4.4 | n/a |
| Investments | 7.6 | 4.6 | +65.2% |
| Dividend proposal (in €) | 0.30 | 0.20 | +50.0% |
| Employees as of December 31 | 1,498 | 1,207 | + 24.1% |

¹ including discontinued operations, i.e. MicroOptics business

- Order intake slightly up year-on-year and managed to offset the decline in demand from China (€ -41.4 million)
- Gross profit margin increased significantly by 5.9pp year-on-year, benefiting from favorable product and customer mix and was volume driven in both segments; EBIT margin also benefited from the under-proportional increase in OPEX (OPEX ratio was 22.8% of sales vs. 25.3% in 2023)
- Net profit of € 110.3 million includes result from discontinued operations (€ 58.3 million), i.e. the sale of our MicroOptics business
- Dividend proposed to increase by 50% to € 0.30 per share, which would correspond to our growth and is approximately 23% of the free cash flow from continuing operations

Advanced Backend Solutions

| in € million | FY 2024 | FY 2023 |
|---------------------|---------|---------|
| Order intake | 300.2 | 294.4 |
| Order book | 271.7 | 286.8 |
| Sales | 314.7 | 214.7 |
| Gross profit | 132.8 | 77.8 |
| Gross profit margin | 42.2% | 36.2% |
| EBIT | 60.5 | 20.1 |
| EBIT margin | 19.2% | 9.4% |

- Very high order intake of the previous year once again exceeded by 2%; combined orders in connection with AI applications for temporary bonding solutions and UV projection scanners at around previous year's level; Coating systems order intake improved in H2 2024
- Significant sales growth of € 100.0 million or 46.6% year-on-year, mainly driven by execution of AI-connected bonder orders; bonder sales thus more than tripled year-on-year
- Gross profit margin improved by 6.0pp to 42.2% thanks to high sales volume and favorable product and customer mix

Photomask Solutions

| in € million | FY 2024 | FY 2023 |
|---------------------|---------|---------|
| Order intake | 123.5 | 124.1 |
| Order book | 156.7 | 165.7 |
| Sales | 131.4 | 89.7 |
| Gross profit | 47.4 | 26.5 |
| Gross profit margin | 36.1% | 29.5% |
| EBIT | 27.2 | 12.4 |
| EBIT margin | 20.7% | 13.8% |

- Expected normalization of orders from China (- €15.8 million year-on-year) was almost offset by other global markets to reach almost stable order intake
- Strong order book level of ~ € 157 million provides high visibility and capacity utilization in 2025
- Sales growth of 46.5% was realized by increasing the number of slots, additional staff and shortening lead times
- Gross profit margin and EBIT margin benefited from strong product and customer mix as well as from very high business volume

Strong sales development, order momentum slow, gross profit margin below expectations

Financial Results

H1 2025

166.8

in € million

Order intake
H1 2025

-13.2% YoY

266.4

in € million

Sales
H1 2025

+38.2% YoY

37.2

in %

Gross profit margin
H1 2025

-2.6pp YoY

15.7

in %

EBIT margin
H1 2025

+0.1pp YoY

Strong sales growth and higher investments

| in € million | H1 2025 | H1 2024 | Change |
|---|---------|---------|---------|
| Order intake | 166.8 | 192.2 | -13.2% |
| Order book as of June 30 | 325.8 | 450.0 | -27.6% |
| Sales | 266.4 | 192.8 | +38.2% |
| Gross profit | 99.0 | 76.8 | +28.9% |
| Gross profit margin | 37.2% | 39.8 % | -2.6pp |
| EBIT | 41.9 | 30.1 | +39.2% |
| EBIT margin | 15.7% | 15.6% | +0.1pp |
| Earnings after taxes (continuing operations) | 30.6 | 22.5 | +36.0% |
| Net profit¹ | 27.2 | 80.8 | - |
| EPS basic (in €, continuing operations) | 1.60 | 1.18 | +35.6% |
| Net cash | 43.3 | 122.9 | -64.8% |
| Free cash flow (continuing operations) | -27.5 | 22.3 | - |
| Free cash flow total¹ | -27.6 | 92.7 | - |
| Capital Expenditures | 11.2 | 3.0 | +273.3% |
| Employees as of June 30 | 1,532 | 1,310 | +16.9% |

- Muted order momentum continues through Q2 2025, as anticipated.
- Strong execution of order book led to record sales for H1 2025; both segments contributed strongly (Advanced Backend Solutions +25.1%; Photomask Solutions: +69.5%)
- Gross profit margin at 37.2% due to change in product/customer mix, preparation for increase of UV projection scanner production in Taiwan and inventory write offs.
- EBIT margin up by 0.1pp thanks to higher gross profit and disproportionately low OPEX increase.
- Free cash flow: lower customer prepayments and higher CAPEX led to levels below H1 2024.

¹ including discontinued operations, i.e. MicroOptics business

Advanced Backend Solutions

| in € million | 6M 2025 | 6M 2024 |
|----------------------------|---------|---------|
| Order intake | 120.1 | 130.4 |
| Order book | 219.5 | 280.4 |
| Sales | 170.1 | 136.0 |
| Gross profit | 59.6 | 57.5 |
| Gross profit margin | 35.1% | 42.3% |
| EBIT | 18.0 | 21.3 |
| EBIT margin | 10.6% | 15.7% |

- Order intake below previous year as strong demand for coaters (especially for advanced packaging) could not fully compensate for the decline in orders for bonders.
- Sales growth of 25.1% in the first half of the year, to which all three product lines (Imaging, Coating and Bonding Systems) contributed with growth rates in the double-digit percentage range. Coaters recorded the strongest percentage growth.
- Gross profit margin burdened by one-off effect and higher onboarding and training costs. As a result, EBIT was also below our own expectations.

Photomask Solutions

| in € million | 6M 2025 | 6M 2024 |
|----------------------------|---------|---------|
| Order intake | 46.7 | 61.8 |
| Order book | 106.3 | 169.6 |
| Sales | 96.3 | 56.8 |
| Gross profit | 38.7 | 19.6 |
| Gross profit margin | 40.2 % | 34.5 % |
| EBIT | 27.7 | 11.0 |
| EBIT margin | 28.8 % | 19.4 % |

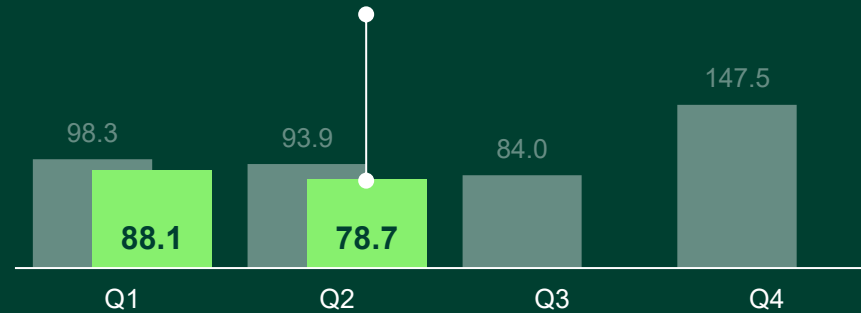
- Order intake below the previous year due to the absence of orders for new tools from Chinese customers in the second quarter.
- Project execution accelerated once again in the second quarter with sales of € 56.0 million; overall growth of 69.5% after six months.
- Book-to-bill ratio of 0.48 in H1-2025 leads to significant decline in order book to € 106.3 million driven by the anticipated China business decline.
- Gross profit margin (40.2%) and EBIT margin (28.8%) remain at an exceptionally high level due to an improved product and customer mix and a very high business volume.

Strong sales in Q2 2025 – Order intake muted

Excellent sales development and moderate order momentum in Q2 2025.

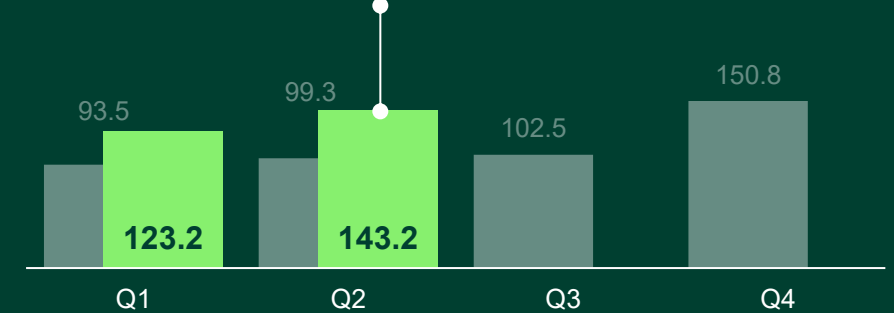
Order intake

€78.7m (Q2 2025)



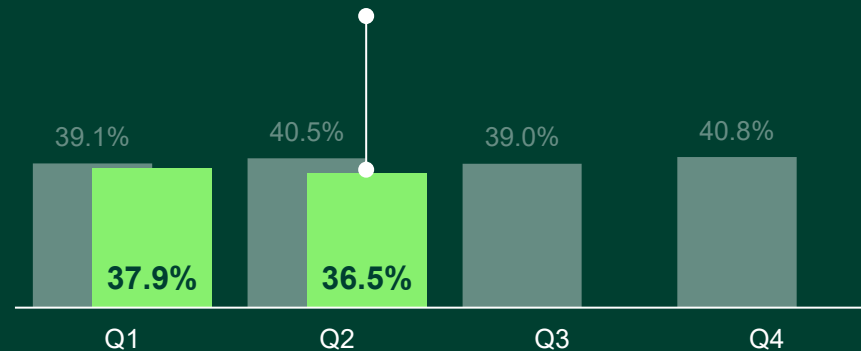
Sales

€143.2m (Q2 2025)



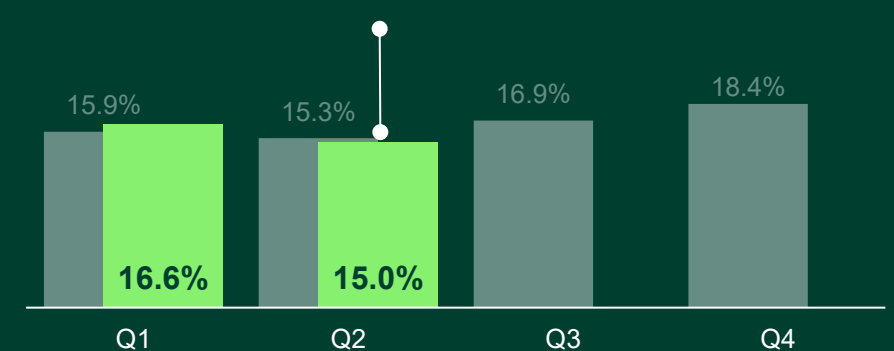
Gross profit margin

36.5% (Q2 2025)



EBIT margin

15.0% (Q2 2025)



■ 2024 ■ 2025

Advanced Backend Solutions is affected by one-offs, while Photomask Solutions delivered outstanding margin development

Order intake
(Q2 2025)

€78.7m

Sales
(Q2 2025)

€143.2m

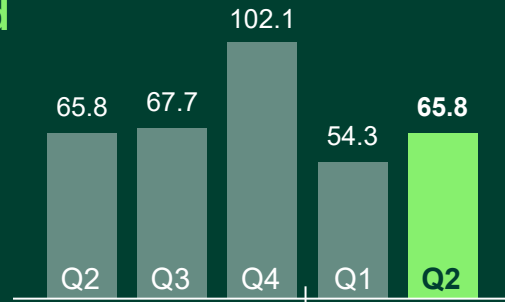
Gross profit margin
(Q2 2025)

36.5%

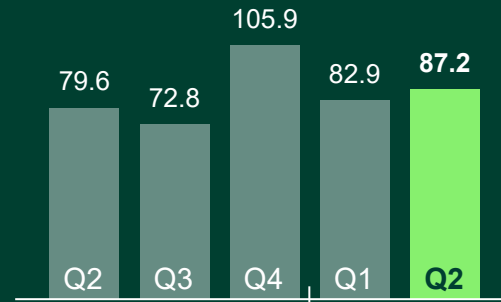
EBIT margin
(Q2 2025)

15.0%

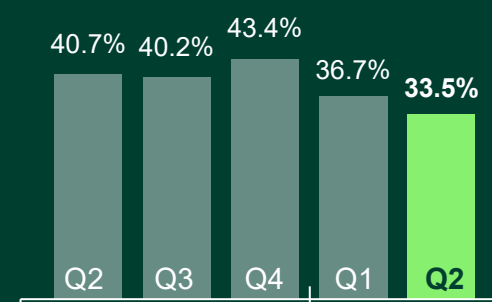
Advanced Backend Solutions



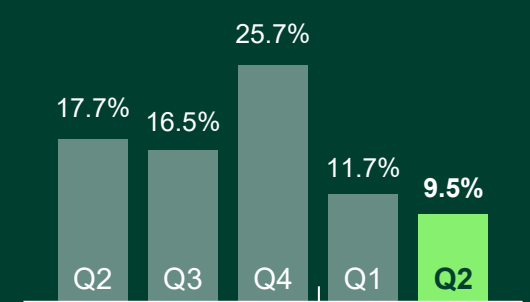
Order intake by quarters



Sales by quarters

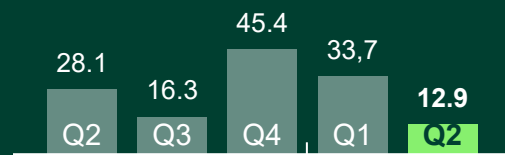


Gross profit margin by quarters

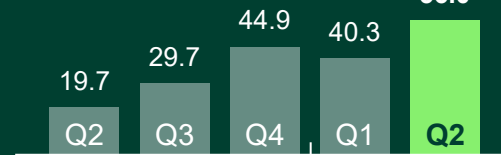


EBIT margin by quarters

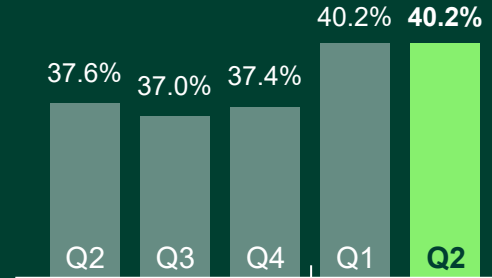
Photomask Solutions



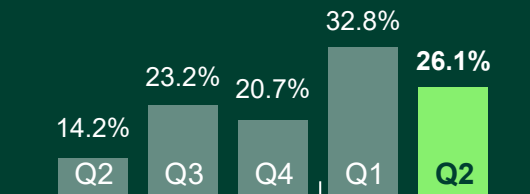
Order intake by quarters



Sales by quarters



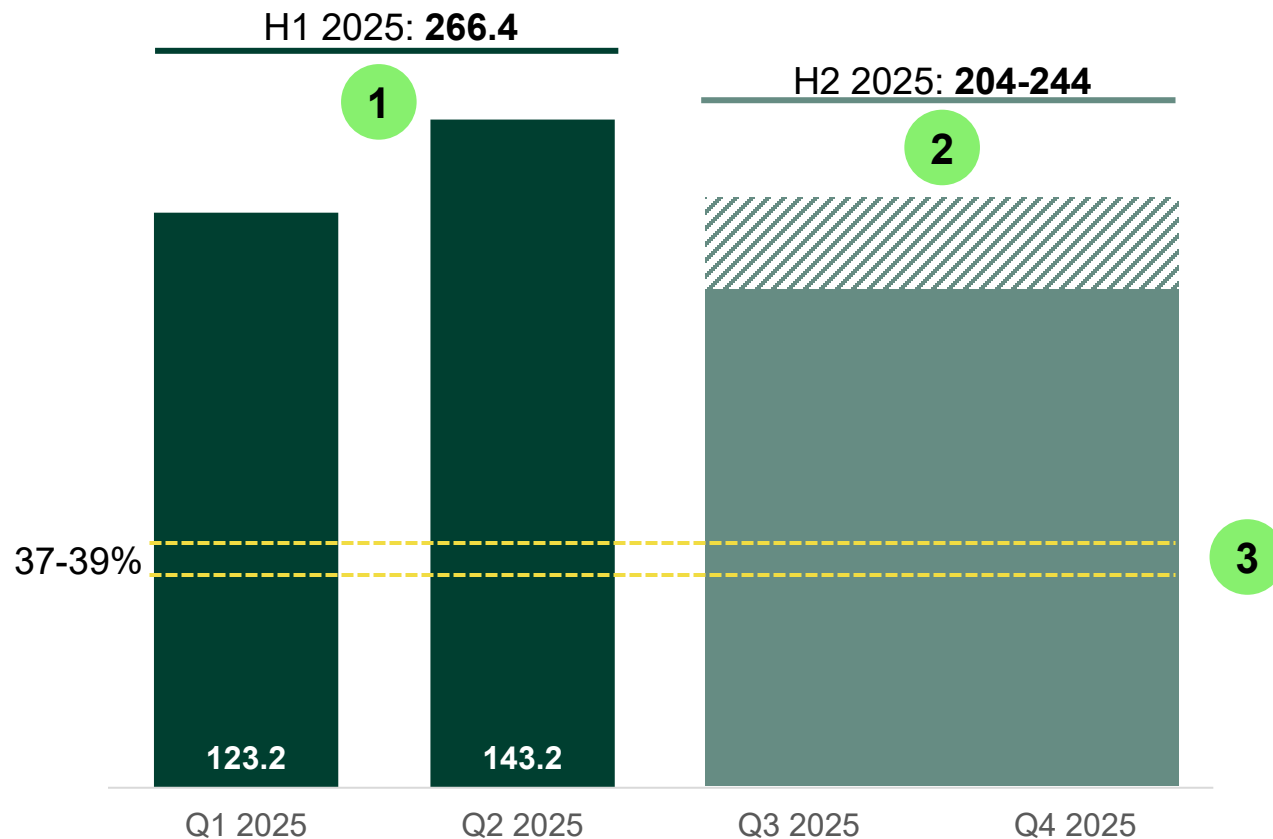
Gross profit margin by quarters



EBIT margin by quarters

Based on a strong H1, we expect to achieve the sales forecast for the full year 2025

Sales in € million



- 1 Half-year sales of € 266.4 million indicates that we have already achieved 54% of mid-point of FY 2025 sales guidance.
- 2 Clear implication: we are expecting sales in H2 to be lower than in H1. Not all production slots in Advanced Backend Solutions will be filled for 2025, especially Mask Aligners. Photomask Solutions still has capacity.
- 3 Full year gross profit margin target to be achieved through strict cost control measures already implemented (workforce growth pause, cost-savings and optimization) and two quarters with strong execution without additional, unexpected one-off effects.

We confirm our sales target for the full year and adjust our margin expectations in H2

Guidance 2025

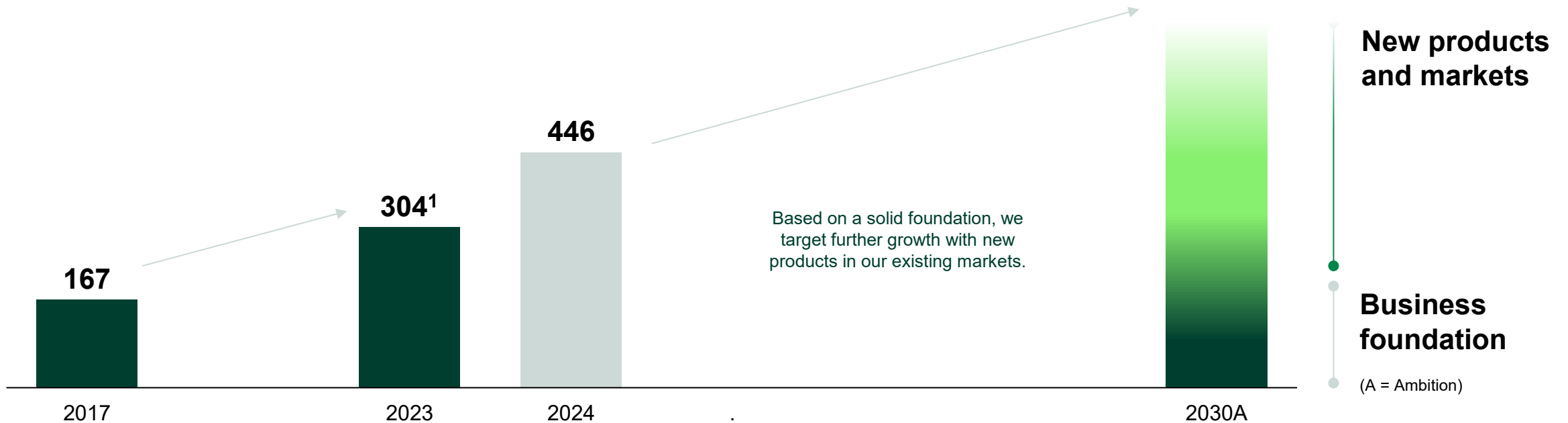
(as of July 28, 2025)



Macroeconomic risks have increased: Risks from customs and trade policy not yet off the table, further significant changes in exchange rates and substantial customer project postponements or order cancellations are not factored in.

Higher costs in the first half of 2025 and expected product mix changes in the second half and different customer mix led to adjusted margin targets.

Based on our business foundation we see further potential beyond



1 Major growth drivers 2023

Converting high order backlog in Photomask Solutions and Bonder business into sales growth

¹ Excluding MicroOptics

2 Major growth drivers 2024

- Bonding (especially with regard to AI-driven demand for temporary bonders)
- Photomask Solutions

3 Major growth drivers 2030

- General expected market growth in our core businesses (lithography, bonding, photomask)
- Wafer Cleaning
- Hybrid Bonding
- Inkjet Coating

Investor Relations information

Conference and Roadshow Calendar

- **August 26, 2025**
Jefferies Semiconductor & Tech Conference, Chicago
- **August 28, 2025**
Deutsche Bank Technology Conference, Dana Point
- **September 3, 2025**
Commerzbank & ODDO BHF Corporate Conf., Frankfurt
- **September 4, 2025**
Deutsche Bank European TMT Conference, London
- **September 22/23, 2025**
Berenberg & Goldman Sachs German Corporate Conf., Munich
- **November 17, 2025**
SUSS Capital Markets Day, Garching/Munich

There may be changes to the SUSS conference and roadshow schedule.

Financial Calendar

- **November 6, 2025**
Q3 Report 2025

Disclaimer

This presentation contains forward-looking statements relating to the business, financial performance and earnings of SUSS MicroTec SE and its subsidiaries and associates.

Forward-looking statements are based on current plans, estimates, projections and expectations and are therefore subject to risks and uncertainties, most of which are difficult to estimate and which in general are beyond the control of SUSS MicroTec SE. Consequently, actual developments as well as actual earnings and performance may differ materially from those which explicitly or implicitly assumed in the forward-looking statements.

SUSS MicroTec SE does not intend or accept any obligation to publish updates of these forward-looking statements.

Thank you

Growing Innovation



Sven Koepsel

VP Investor Relations & Communications

Tel.: +49 89 32007-151

E-mail: sven.koepsel@suss.com



Florian Mangold

Manager Investor Relations

Tel.: +49 89 32007-306

E-mail: florian.mangold@suss.com